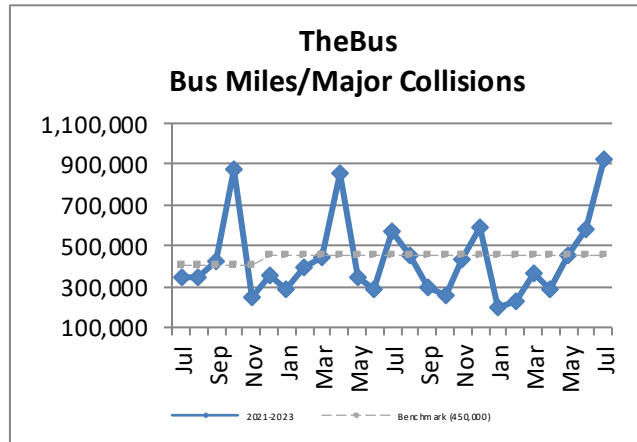
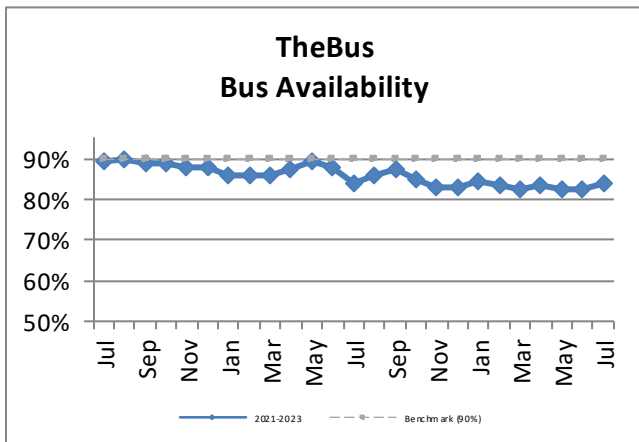
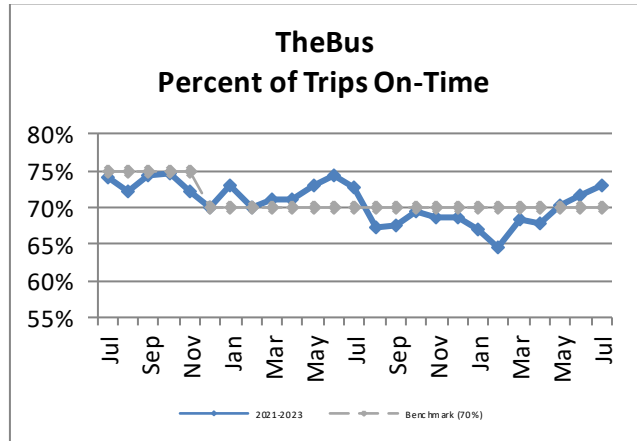
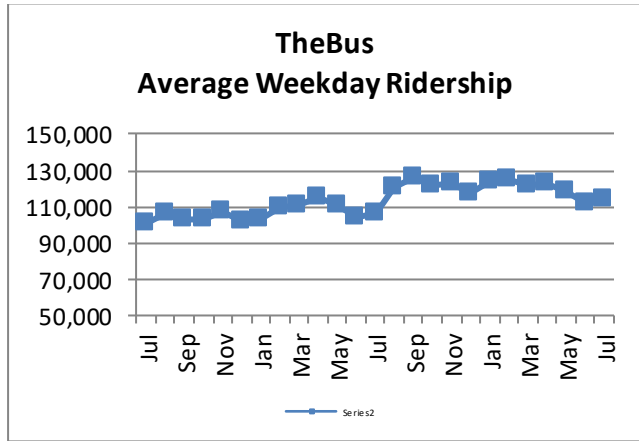


**Oahu Transit Services - Fixed Route
Monthly Performance Report
For the Month Ending August FY 2024**

Key Performance Indicators (KPI)	August FY 2024	August FY 2023	August FY 2019 Pre-Covid	Percent Change FY 2023-2024	YTD for FY 2024	YTD for FY 2023	August FY 2019 Pre-Covid	Percent Change FY 2023-2024	12 Month FY 2019 Pre-Covid	Benchmark
Total Monthly Ridership	3,530,692	3,388,700	5,263,185	4%	6,689,648	6,342,043	10,286,950	5%	61,140,545	
Average Weekday Ridership	125,561	120,470	187,361	4%	119,915	113,507	185,235	5.65%	189,944	
Percent of Trips On-Time	70%	67.2%	69.7%	3%	71.5%	70%	71.3%	1.45%	71.23%	70%
Bus Availability	84%	86%	91%	-2%	84%	85%	90.7%	-1%	91%	90%
Bus Miles/Major Collisions	476,552	449,003	202,213	6.14%	697,850	510,961	285,704	36.58%	289,946	450,000
Preventable Acc./Mil. Mls. (Rolling 12 Mos.)					2.97	1.99	1.97	49.25%	2.26	3.00
Bus Miles/Mechanical Road Calls	13,146	12,135	11,165	8.33%	15,084	12,481	10,572	21%	11,336	11,000
Spare Ratio	25.3%	31.3%	20.4%	-5.94%	25.2%	31.3%	20.4%	-6%	20.2%	>20%
Percent of Inspections Comp. On-Time	100%	100%	100%	0%	100%	99.5%	100%	1%	100%	100%
Percent Maintained Pullouts	99.5%	99.4%	98.6%	-0.46%	99.5%	99.5%	98.6%	-0.5%	98.8%	100%
Cost per Service Hour	\$145.41	\$151.44	\$126.24	-4%	\$163.27	\$167.84	\$135.41	-3%	\$129.42	\$155.37
Cost per Passenger Trip	\$5.70	\$5.76	\$3.32	-1%	\$6.69	\$6.73	\$3.61	-1%	\$3.43	
Cost per Mile	\$10.56	\$10.86	\$9.60	-3%	\$11.88	\$12.05	\$10.10	-1%	\$9.52	
Passenger Trips per Hour	25.50	26.31	40.26	-3.06%	24.54	25.11	38.70	-2%	37.88	
Farebox Recovery	19.9%	16.51%	25.54%	20.5%	16.81%	15.50%	24.2%	8%	26.3%	27%
Trips per Mile	1.85	1.89	2.89	-2%	1.79	1.80	2.81	-1%	2.78	
Average System Speed	12.93	12.48	12.74	4%	12.97	12.62	12.74	2.75%	13.22	
Percent Complete in 30 Days (Customer)	95%	97%	95%	-2%	92%	97%	96%	-5%	96.7%	95%
Complaint Rate (Complaints per 100,000 Trips)	14.67	15.20	9.48	-3.46%	14.14	14.49	9.69	-2.40%	9.21	12



Oahu Transit Services - Fixed Route
 Monthly Performance Report
 For the Month Ending August FY 2024

